

# IOA — 2019 — ACBR

AFRICA COUNTRY BENCHMARK REPORT



Côte d'Ivoire Profile



**Women carry drinks and goods to serve Ivoirians enjoying swimming and volleyball along the country's 590 km long coastline**



Image courtesy of Maxence



# CÔTE D'IVOIRE

# #24

# CÔTE D'IVOIRE



## OVERVIEW ANALYSIS

A 1999 coup d'état led to a civil war twenty years later in 2002, with a smaller civil war in 2011. All of this has perpetuated national instability under the administration of President Alassane Ouattara, who runs the country with a firm hand. United Nations' (UN) peacekeepers and French forces in the country prevented widespread bloodshed in the country's 2011 mini-civil war, and were withdrawn in 2017. Violence marred the October 2018 local elections, the first since Ouattara took power in 2011. Widespread use of child slaves in the country's cocoa plantations, on which much of the world's chocolate manufacturing depends, has brought international disrepute to Côte d'Ivoire. Although Côte d'Ivoire's overall score improved nearly two points, from 44.08 to 45.96 from the last survey, the country's ranking remains unchanged.

### KEY OPPORTUNITIES

- Côte d'Ivoire remains the world's top supplier of cocoa
- Profitability lies in value-added, agriculture-based industries, like coffee
- Offshore oil deposits discovered in 2012 offer new means of economic expansion

### KEY CONCERNS

- Use of child slaves on cocoa plantations is inadequately addressed by government
- Violent 2018 elections highlighted continuing political instability
- Ghana has territorial disputes offshore, just as oil discoveries are growing

## COUNTRY HIGHLIGHTS

PREDOMINANT RELIGION



Islam

PREDOMINANT LANGUAGE



French

POPULATION WITHOUT ELECTRICITY



35.7%  
(#17) ▼<sup>1</sup>

LITERACY RATE



43.1%  
(#45) ▼<sup>1</sup>

PRIMARY ELECTRICITY SOURCE



Gas

IMPORT/EXPORT



Machines/  
Cocoa

EXTERNAL DEBT



US\$ 12.38 billion  
(#13) ▼<sup>1</sup>

ACTIVE CONFLICT



No

LAND SIZE



322,463 km<sup>2</sup>  
(#27)

INTERNET PENETRATION



26.5%  
(#17) ▲<sup>3</sup>

17.4%



AGRICULTURE

28.8%



INDUSTRY

53.8%



SERVICES

37%



0-14

20.9%



15-24

34.6%



22-54

7.5%



55+



Term:

12/04/2010  
5 years (no term limits)




Political Party:

Rally of Houphouëtists for  
Democracy and Peace



Recent Electoral Information:

25/10/2015  
2 618 229 Votes  
83.7%  
Voter turnout: 54.63%



President  
Alassane Ouattara

## CONTRIBUTIONS TO GDP BY SECTOR

## POPULATION AGE BREAKDOWN

## NATIONAL GOVERNANCE

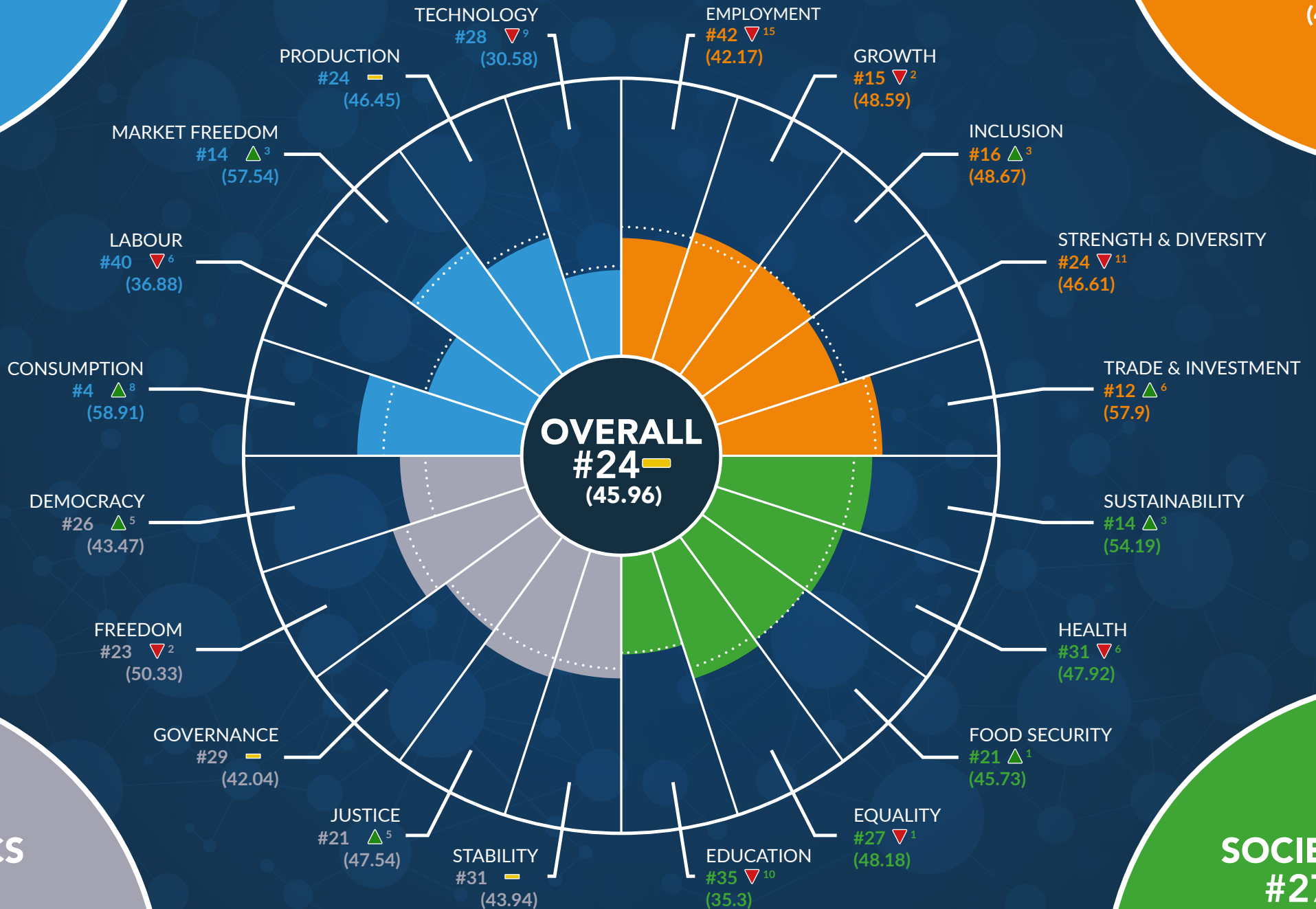
# BUSINESS

#19  
(46.07)

## CÔTE D'IVOIRE PERFORMANCE OVERVIEW

# ECONOMICS

#21  
(47.3)



▲ Increase from 2017

▼ Decrease from 2017

— No change

..... 2017 Score

# POLITICS

#28  
(45.5)

# SOCIETY

#27  
(44.95)

# CÔTE D'IVOIRE BUSINESS ANALYSIS



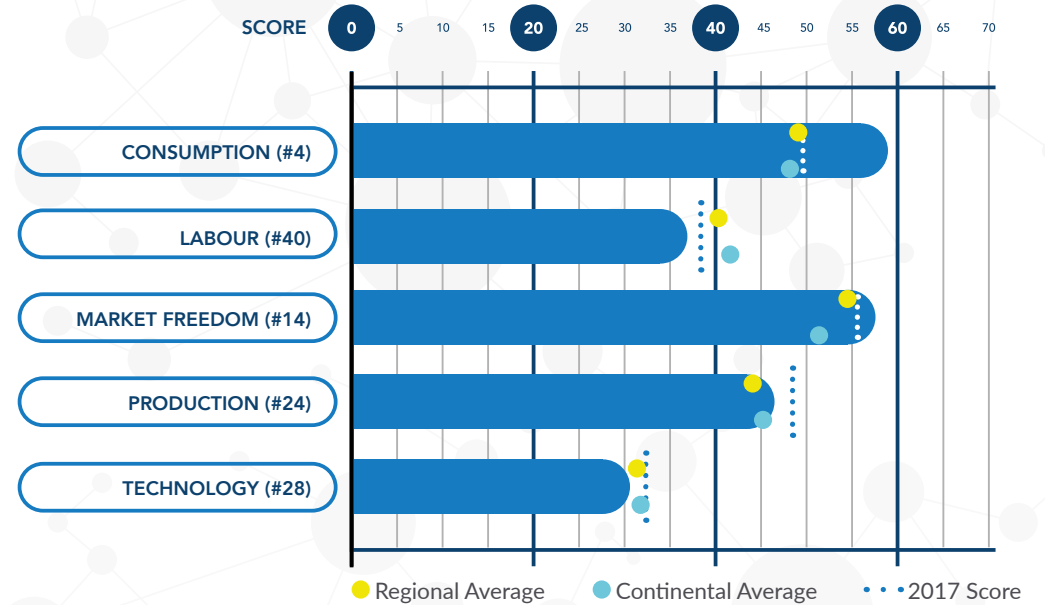
## BUSINESS OVERVIEW

A transportation and communications infrastructure, damaged by decades of civil war and not yet fully modernised, hinders business growth that must drive a return to pre-civil war prosperity. In the pre-civil war era, Côte d'Ivoire was one of West Africa's most prosperous countries. Over-reliance on cocoa exports has made the economy vulnerable to world price fluctuations, and while discovery of oil offshore will lead to economic diversification, the revenue-earning potential of this commodity is also hostage to global pricing. The mining sector's production is led by gold, while the industry is led by textiles and motor vehicle assembly. Agricultural products other than cocoa grown on a commercial basis are banana, cassava, coffee (already a major export), corn, cotton, palm products, rice,

sugar and timber. Côte d'Ivoire's dispute with neighbouring Ghana over territorial water boundaries is not only about competition for oil deposits, but also over lucrative fisheries.

Côte d'Ivoire advanced one rank in the ACBR 2019's Business quadrant to 19<sup>th</sup> position, placing the former regional economic powerhouse back into Africa's top 20 countries. However, but for one business segment - Production, whose country position remained unchanged despite a higher segment score - the Business segments' performances fluctuated significantly, mirroring an economy in flux as diversification continues.

## BUSINESS SCORES & RANKINGS



## BUSINESS DATA COMMENTARY

<p>Côte d'Ivoire data availability <b>78.02%</b></p>	<p><b>REGIONAL AVERAGE</b> 79.53%</p>	<p><b>AFRICAN AVERAGE</b> 77.78%</p>	<p><b>CONTINENTAL RANK</b> #28</p>
	<p>In terms of business data availability, Côte d'Ivoire scores a total of 78.02%, thus ranking 28<sup>th</sup> continentally. This falls just short of both the regional average for Western Africa, which currently stands at 79.53%, as well as the continental average of 77.78%. Given the longstanding centrality of Côte d'Ivoire for global trade in cash crop exports, statistical data collection for business performance is fairly robust, with government and international multilateral institutions serving as trustworthy repositories.</p>		

## BUSINESS STATISTICS

<p><b>% POPULATION IN URBAN CENTRES</b></p> <p>50.8% (#20)</p>	<p><b>LABOUR FORCE IN MILLIONS</b></p> <p>8.747 million (#17)</p>	<p><b>INDUSTRIAL PRODUCTION GROWTH</b></p> <p>7% (#12)</p>	<p><b>PRIME LENDING RATE</b></p> <p>5% (#3)</p>
<p><b>% ADULTS WITH A BANK ACCOUNT</b></p> <p>41.33% (#20)</p>	<p><b>ANNUAL AIR PASSENGERS</b></p> <p>0.79 million (#5)</p>	<p><b>MOBILE SUBSCRIPTIONS</b></p> <p>115.85 per 100 (#11)</p>	<p><b>NATIONAL 3G COVERAGE</b></p> <p>56.3% (#27)</p>



**ECONOMIC OVERVIEW**

Although Côte d'Ivoire enjoyed a healthy 7.8% GDP growth in 2017, this growth was below the 8.3% in 2016. This slight decline in GDP growth is due to a descent in global cocoa prices. The country's economic growth has been among the highest in the world in recent years; nevertheless, their economy is not competitive worldwide. Côte d'Ivoire enters the World Economic Forum's Global Competitive Index at 114<sup>th</sup> out of 140 countries in 2018 after not being evaluated the year before.

While every Ivoirian owns at least one mobile phone, 42% of people live below the poverty line, and income inequity is severe. The lowest 10% of Ivoirians possess just 2.2% of national wealth compared to the 31.8% held by the top 10%. At this

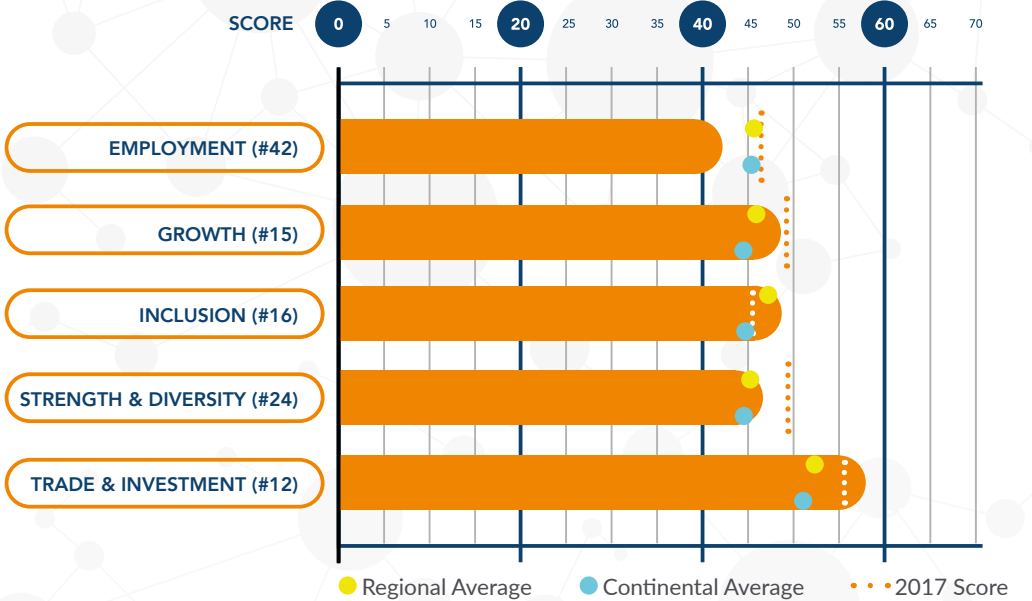
inequity's most extreme, this disparity is expressed in the large number of child slaves toiling at some of the nation's cocoa plantations. After a global outcry, major chocolate manufacturers who source cocoa from Côte d'Ivoire instituted tracing mechanisms on their suppliers to ensure these plantations are run without slaves. Though these efforts have been partly successful, slavery continues.

Because of overregulation, Transparency International rates the economy as mostly unfree. Although cocoa and coffee are the top revenue earners, agriculture commands only 17% of GDP, indicating that most farming is done on the subsistence level. Côte d'Ivoire dropped four positions from 17<sup>th</sup> in the previous period of review to 21<sup>st</sup> in 2019's Economics quadrant.

**ECONOMIC DATA COMMENTARY**

<p>Côte d'Ivoire data availability <b>82.91%</b></p>	<p><b>REGIONAL AVERAGE</b> 80.88%</p>	<p><b>AFRICAN AVERAGE</b> 77.78%</p>	<p><b>CONTINENTAL RANK</b> #29</p>
	<p>Given its importance for global export trade, Côte d'Ivoire is quite well-equipped for economic data collection, with a current data availability score of 82.91% and a continental rank of 29<sup>th</sup>. This exceeds the respective regional and continental averages of 80.88% and 77.78%, thus testifying to the robust statistical apparatus headed by government, the Institut National de la Statistique, which itself is partnered with an array of organizations, such as the AU, UNICEF and the IMF.</p>		

**ECONOMIC SCORES & RANKINGS**



**ECONOMIC STATISTICS**

<p><b>GDP PER CAPITA</b></p> <p>US\$ 3,900 (#22)</p>	<p><b>UNEMPLOYMENT RATE</b></p> <p>2.6% (#12)</p>	<p><b>TRADE BLOC MEMBERSHIP</b></p> <p>ECOWAS, UEMOA</p>	<p><b>INFLATION RATE</b></p> <p>1% (#7)</p>
<p><b>GDP AT PPP</b></p> <p>US\$ 96.9 billion (#13)</p>	<p><b>CURRENCY AND GOLD RESERVES</b></p> <p>US\$ 4.69 billion (#13)</p>	<p><b>FDI NET INFLOWS</b></p> <p>US\$ 577 million (#21)</p>	<p><b>BUDGET SURPLUS (+) OR DEFICIT (-)</b></p> <p>-4.4% (#28)</p>

# CÔTE D'IVOIRE POLITICAL ANALYSIS



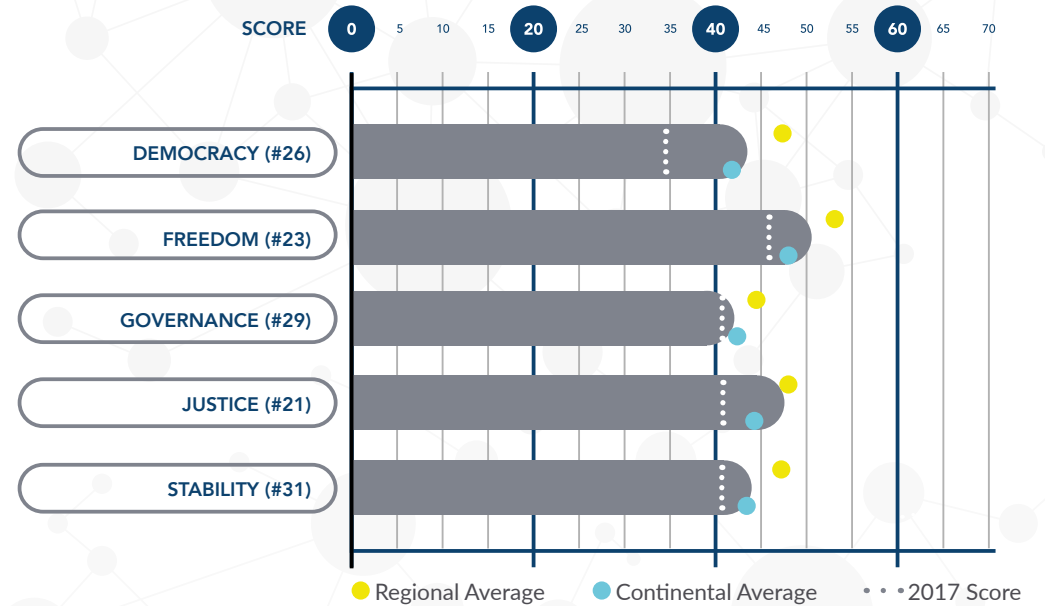
## POLITICAL OVERVIEW

Côte d'Ivoire President Ouattara's ruling alliance won a majority in the October 2018 local elections, the first to be held since his re-installation as president in 2011. As a precursor to the 2020 presidential elections, the polling was worrisome. At least three people died in election violence, and an election official was found murdered hours after his kidnapping was reported. Such bloodshed may foreshadow more serious disturbances on the road to the upcoming national elections or, in an extreme form, a return to civil war. Ouattara has shown autocratic tendencies during his tenure, such as a 2016 attempt to manipulate the constitution so that he could retain power and allow his political party, the Rassemblement des Républicains, to retain

control of government once he departs office. However, he has kept the country stable following two episodes of civil war.

An entrenched ruling party has also exacerbated corruption in government. The country's former dictator Laurent Gbagbo, who led an uprising in 2002 that resulted in the deaths of thousands, is appealing an International Criminal Court (ICC) guilty verdict for crimes against humanity at The Hague. In the Politics quadrant, Côte d'Ivoire rose four places to 28<sup>th</sup>. In terms of individual segment ranks, the country fell two positions in Freedom, held steady in Governance and Stability and rose by five places in the Democracy and Justice segments.

## POLITICAL SCORES & RANKINGS



## POLITICAL DATA COMMENTARY

	REGIONAL AVERAGE	AFRICAN AVERAGE	CONTINENTAL RANK
	87.10%	82.86%	#18

Of all quadrants, Côte d'Ivoire scores the highest for political data availability, which currently stands at 95.04% and has a corresponding continental rank of 18<sup>th</sup>. This is considerably higher than both the regional and continental averages, the former standing at 87.10% and the latter at 82.86%. Given its political history and the looming threat of civil conflict, Côte d'Ivoire has attracted substantial interest from political watchdogs and UN agencies, thus resulting in abundant political data.

## POLITICAL STATISTICS

<b>NUMBER OF POLITICAL PARTIES</b>  151 (#1)	<b>MILITARY EXP AS % OF GDP</b>  1.2% (#28)	<b>REFUGEE INFLOW</b>  N/A (# N/A)	<b>NUMBER OF RIGHTS</b>  36 (#44)
<b>DATE OF INDEPENDENCE</b>  08/07/1960	<b>NET OFFICIAL DEVELOPMENT ASSISTANCE</b>  US\$ 658 million (#26)	<b>WOMEN IN PARLIAMENT</b>  10.6% (#45)	<b>CAPITAL PUNISHMENT</b>  Abolished

# CÔTE D'IVOIRE SOCIETAL ANALYSIS



## SOCIETAL OVERVIEW

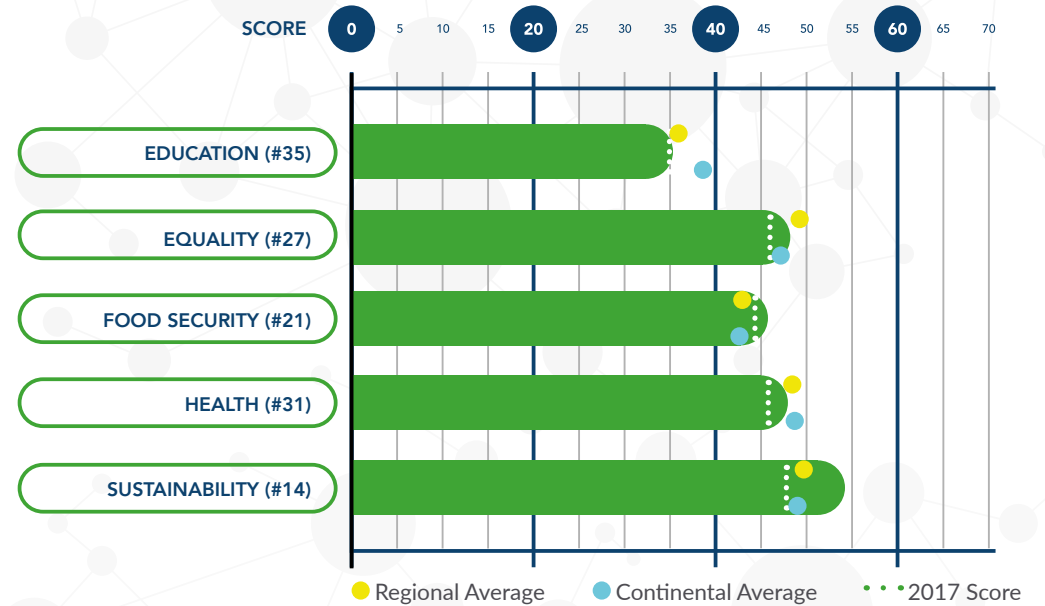
A high fertility rate of 3.5 children for the average Ivorian woman is responsible for a population growth rate of 1.84%. Because 42% of Ivoirians live in poverty, the high degree of child bearing has resulted in 16% of children under the age of five being malnourished. Alarming also is the degree to which children are enslaved as child labourers. More than one in three (35%) children are child labourers, some of them as slaves.

The lack of jobs and educational opportunities will ensure that the two-thirds of Ivoirians below the age of 24 will grow frustrated. This has the potential for a demographic challenge that, if not met, will result in societal upheavals. Due to inadequacies of the healthcare system,

high infant and maternal mortality rates, combined with high HIV rates, have led to a low national life expectancy of slightly less than 59 years.

A large 93% majority of the urban population can access clean drinking water, although this drops to 68.8% in rural areas. Access to improved sanitation is low, at 33% for urban and 10% for rural residents. Literacy is also low. Only 43% of Ivoirians can read and write: 53% of males and 32% of females. For children who do go to school, their stay is eight years on average. Côte d'Ivoire's rank in the Society quadrant stands at 27<sup>th</sup>, unchanged from the previous period of review.

## SOCIETAL SCORES & RANKINGS



## SOCIETAL DATA COMMENTARY

<p>Côte d'Ivoire data availability <b>89.8%</b></p>	<p><b>REGIONAL AVERAGE</b> 81.63%</p>	<p><b>AFRICAN AVERAGE</b> 75.28%</p>	<p><b>CONTINENTAL RANK</b> #21</p>
	<p>Along with the previous quadrant, societal data availability is also considerably high in Côte d'Ivoire, with a prevailing score of 89.80% and a corresponding rank of 21<sup>st</sup>. This is far in excess of the respective regional and continental averages of 81.63% and 75.28%. In addition to government agencies, there exists a wealth of societal data gathered by international development agencies, such as UNICEF, along with a host of global relief organizations, NGOs and related actors.</p>		

## SOCIETAL STATISTICS

<p><b>POPULATION SIZE AND GROWTH RATE</b></p> <p>24,184,810 at 1.84% p.a (#17) (#36)</p>	<p><b>LIFE EXPECTANCY</b></p> <p>59 years (#37)</p>	<p><b>HIV PREVALENCE</b></p> <p>2.7% (#21)</p>	<p><b>SEXUALITY TOLERANCE</b></p> <p>Legal</p>
<p><b>ACCESS TO DRINKING WATER</b></p> <p>81.9% (#19)</p>	<p><b>HEALTH EXPENDITURE (% OF GDP)</b></p> <p>5.44% (#28)</p>	<p><b>PRIMARY EXPENDITURE (% OF EDU. TOTAL)</b></p> <p>41.41% (#23)</p>	<p><b>SOCIAL MEDIA PENETRATION</b></p> <p>14% (#18)</p>

---

# CONTACT

---

# IN ON AFRICA

**PHONE:** + (27) 11 027 4027

**EMAIL:** [info@inonafrika.com](mailto:info@inonafrika.com)

**WEB:** [www.inonafrika.com](http://www.inonafrika.com)

**ADDRESS:** 146 Beyers Naude Drive, Franklin Roosevelt Park, Johannesburg, 2195

 [@inonafrika](https://twitter.com/inonafrika)  [In On Africa](https://www.facebook.com/inonafrika)  [In On Africa](https://www.linkedin.com/company/inonafrika)

This IOA publication is released to the public with the understanding that it is not intended to provide implicit legal, accounting, investment or other professional advice. The information, research and opinions provided are collated and formulated by In On Africa (IOA) from its associates' understanding and knowledge of issues dealt with, as well as from a variety of open sources. Whilst IOA believes that the information and opinions contained herein are reliable, it does not make any warranties, express or implied, and assumes no liability for reliance on or use of the information or opinions contained herein. Furthermore, IOA indemnifies itself from unforeseen errors due to certain sources being gathered from third parties.

© IN ON AFRICA (PTY) LTD 2019