

IOA — 2019 — ACBR

AFRICA COUNTRY BENCHMARK REPORT



Mali Profile



Landlocked Mali occupies a large portion of Africa's Sahel, and mostly arid landscapes are teeming with traditional life. Armed conflict is prevalent but has not disrupted customary practices.



Image courtesy of dan lundmark



MALI

#31

MALI



OVERVIEW ANALYSIS

Mali is Africa's 3rd largest producer of gold. If peace can be assured, a return to an upwards trajectory of national development will resume. Progress is already visible. However, the Tuareg people and other ethnic groups have been at war with government over the past decade. Government's failure to stop ethnic violence, which claimed 157 Fulani herders in one April 2019 massacre, led to protests in the capital and the subsequent resignation of the Prime Minister and cabinet. Climate change is worsening the desert-like conditions in the country, which does not bode well for agriculture. However, services industries are expanding. Mali's position in ACBR 2019 did not change from ACBR 2017, recording a ranking of 31st place.











KEY OPPORTUNITIES

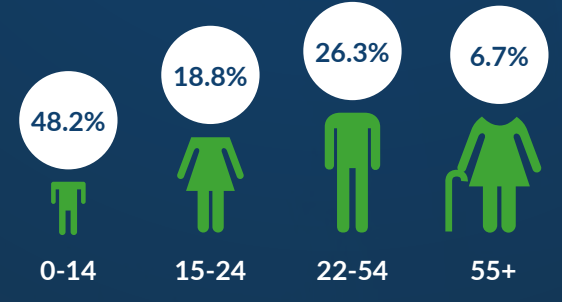

- Mali has significant deposits of gold, uranium and other minerals
- Mali's long and dramatic history has left relics that can entice tourism
- Industrialised agriculture in the south has the potential for greater exports

KEY CONCERNS

- Ethnic violence is destabilising the country's governance
- Government's reforms to encourage investment are haphazard
- The banking system is deficient, which compromises economic growth

COUNTRY HIGHLIGHTS

PREDOMINANT RELIGION  Islam	PREDOMINANT LANGUAGE  Bambara	POPULATION WITHOUT ELECTRICITY  64.9% (#34) ▲ ²	LITERACY RATE  33.1% (#50) ▼ ⁴	PRIMARY ELECTRICITY SOURCE  Biomass
IMPORT/EXPORT  Petroleum/Gold	EXTERNAL DEBT  US\$ 4.296 billion (#26) ▬	ACTIVE CONFLICT  No	LAND SIZE  1,240,192 km ² (#8)	INTERNET PENETRATION  11.1% (#40) ▼ ⁵



Term:
04/09/2013 - Present
5 years (eligible for 2nd term)

Political Party:
Rally for Mali

Recent Electoral Information:
08/12/2018
1 798 632 Votes
67.17%
Voter turnout: 34.54%



President
Ibrahim Boubacar Keita

CONTRIBUTIONS TO GDP BY SECTOR

POPULATION AGE BREAKDOWN

NATIONAL GOVERNANCE

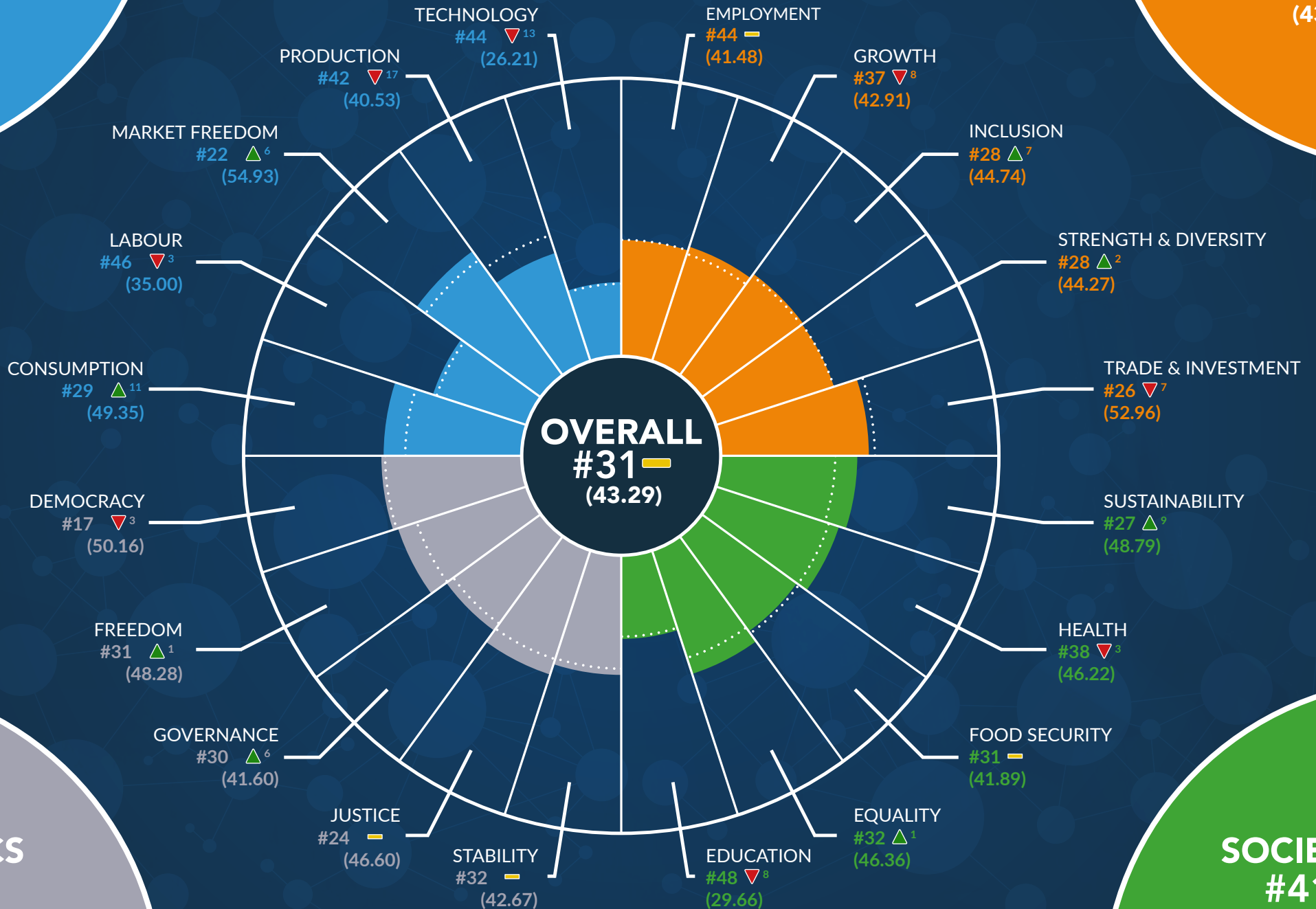
BUSINESS

#37
(41.21)

MALI PERFORMANCE OVERVIEW

ECONOMICS

#31
(43.76)



▲ Increase from 2017

▼ Decrease from 2017

— No change

..... 2017 Score

POLITICS

#26
(45.86)

SOCIETY

#41
(42.32)

MALI BUSINESS ANALYSIS



BUSINESS OVERVIEW

Mali is among the 25 poorest countries in the world and can only offer businesses a small consumer base. The physically large country's 22,474 km road system is only one-quarter paved. Flying in small aeroplanes between Mali's 17 airports is the business person's essential way to traverse the country's expanse. Communication is good because the telecommunications system employs local radio loops to extend mobile phone network coverage into remote areas. However, only 10% of Malians use the internet.

The mining sector dominates the economy. Mali's mineral resources are considerable, such as their known 17,400 tonnes of uranium. In addition to gold and uranium, Mali is exporting kaolinite, limestone and phosphates. Mali's desert north is

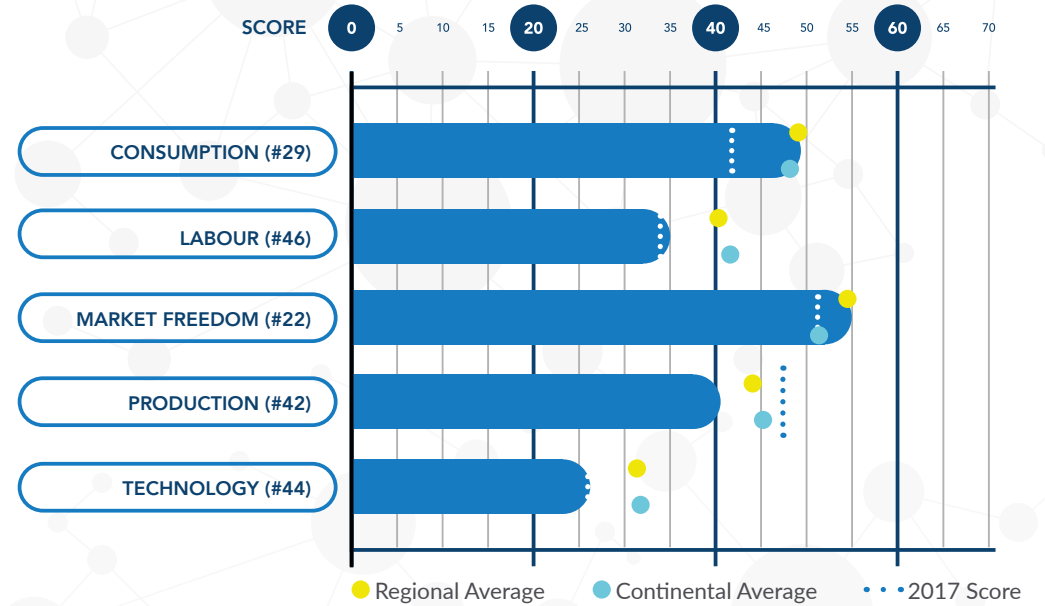
separated by semi-arid central areas from the tropical southern band along the Niger River. Agriculture can be expanded in the south, if efforts succeed to tame the Niger River's annual flooding.

Mali's fabled historical past is a rich source of cultural treasures that can still be exploited for their tourism potential, although this has become more difficult after the militant groups Ansar al-Dine destroyed Timbuktu's priceless monuments, tombs and artefacts in 2013. Timbuktu was made a World Heritage Site before they were ransacked. Mali declined two ranks in the Business quadrant, down from 35th in 2017 to its current 37th place. The country's limited business environment faced further pressure from ethnic violence in some areas.

BUSINESS DATA COMMENTARY

<p>Mali data availability 98.9%</p>	<p>REGIONAL AVERAGE 79.53%</p>	<p>AFRICAN AVERAGE 77.78%</p>	<p>CONTINENTAL RANK #11</p>
	<p>Despite counting as one of the lowest income countries on the continent, Mali has been able to attain an exceptionally high business data availability score of 98.90%, thus ranking 11th continentally. This contrasts quite favourably with the regional average for Western Africa, currently at 79.53%, as well as the continental average of 77.78%. Since the restoration of constitutional rule in 2015, Mali has sought to solidify its commercial base, thus resulting in comprehensive data coverage.</p>		

BUSINESS SCORES & RANKINGS



BUSINESS STATISTICS

<p>% POPULATION IN URBAN CENTRES</p> <p>42.4% (#30)</p>	<p>LABOUR FORCE IN MILLIONS</p> <p>6.45 million (#24)</p>	<p>INDUSTRIAL PRODUCTION GROWTH</p> <p>4.7% (#22)</p>	<p>PRIME LENDING RATE</p> <p>9% (#12)</p>
<p>% ADULTS WITH A BANK ACCOUNT</p> <p>35.42% (#26)</p>	<p>ANNUAL AIR PASSENGERS</p> <p>0.033 million (#37)</p>	<p>MOBILE SUBSCRIPTIONS</p> <p>118.8 per 100 (#12)</p>	<p>NATIONAL 3G COVERAGE</p> <p>23% (#45)</p>

MALI ECONOMIC ANALYSIS



ECONOMIC OVERVIEW

While Mali's GDP growth has been steady and healthy in recent years, averaging 5.8%, this growth has climbed upwards from a small economic base. The country's economy was worth US\$ 16 billion in 2018 and is projected to grow to US\$ 18 billion in 2020. This growth is primarily due to mineral exports, leading with gold, and cotton, both of which provide 80% of export revenue. Agriculture employs 80% of the workforce and, in addition to cotton, produces corn, livestock, millet, peanuts, rice and vegetables.

Mali must create value-added industries to create exportable products from local commodities. The country's cotton should be used in textile factories. Textiles are now one of Mali's main imported products,

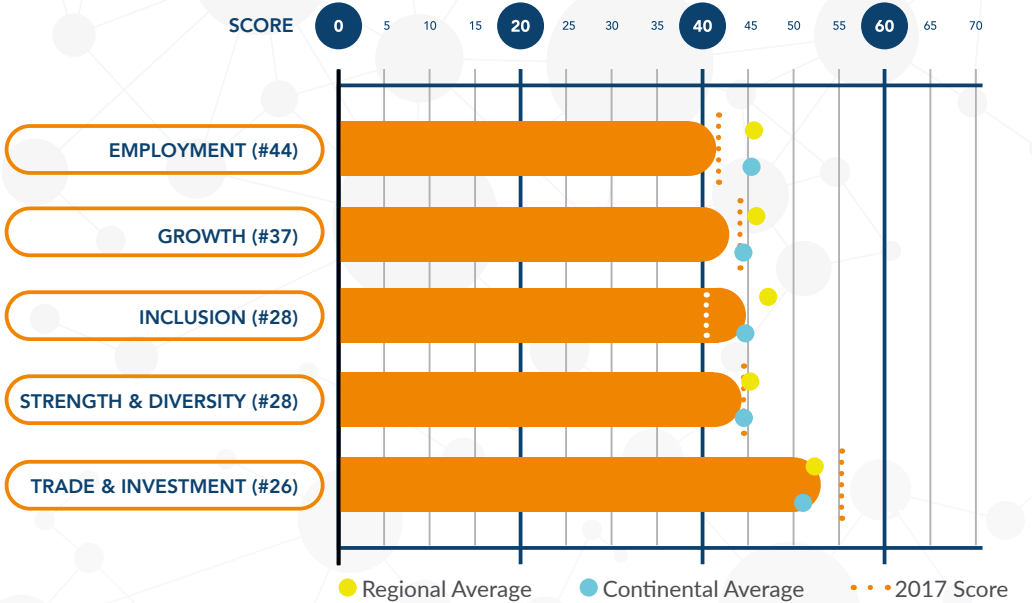
along with petroleum. Government policymakers must also do more to ensure a less regulated and a more pro-business environment. Inflation is historically low in Mali and is projected to be 2.08% in 2019. Switzerland is Mali's principal trade partner, purchasing about one-third of Malian exports, mostly gold. The United Arab Emirates has emerged as a major partner too, buying 15.4% of Malian exports in 2017 and, in January 2019, signing a US\$ 25 million deal with government to boost small- and medium-sized Malian enterprises.

Ranked in 31st place in the Economics quadrant, Mali saw a two placement fall from a ranking of 29th place in the previous period of review.

ECONOMIC DATA COMMENTARY

<p>Mali data availability 96.58%</p>	<p>REGIONAL AVERAGE 80.88%</p>	<p>AFRICAN AVERAGE 77.78%</p>	<p>CONTINENTAL RANK #13</p>
	<p>Following closely upon the previous quadrant, Mali currently scores a high 96.58% for economic data availability, thus ranking 13th continentally. This too compares quite favourably with the respective regional and continental averages of 80.88% and 77.78%. At present, the Malian government is encouraging economic diversification, and despite lingering corruption and security threats, this commitment has resulted in widespread economic data collection.</p>		

ECONOMIC SCORES & RANKINGS



ECONOMIC STATISTICS

<p>GDP PER CAPITA</p> <p>US\$ 2,200 (#34)</p>	<p>UNEMPLOYMENT RATE</p> <p>7.9% (#33)</p>	<p>TRADE BLOC MEMBERSHIP</p> <p>ECOWAS, UEMOA</p>	<p>INFLATION RATE</p> <p>0.2% (#2)</p>
<p>GDP AT PPP</p> <p>US\$ 41 billion (#20)</p>	<p>CURRENCY AND GOLD RESERVES</p> <p>N/A (#N/A)</p>	<p>FDI NET INFLOWS</p> <p>US\$ 1,126 million (#40)</p>	<p>BUDGET SURPLUS (+) OR DEFICIT (-)</p> <p>-3.4% (#18)</p>

MALI POLITICAL ANALYSIS



POLITICAL OVERVIEW

Mali is geographically and ethnically divided, with the dry northern area, which the Tuareg call Azawad, feeling neglected by the green, relatively prosperous south, where the Niger River flows and Bamako, the capital, is located. The country has seen four uprisings in the north since 1960. To put these permanently in the past, a 2015 peace plan between government and the Tuareg called for the development of the north to keep pace with growth in the south. However, that was not enough for some rebel factions. Against calls for an independent Tuareg homeland, the central government is tasked with re-establishing its authority in the region and other areas.

Peace has been enforced by a United Nations (UN) Security Council mandated force, the UN Multidimensional Integrated

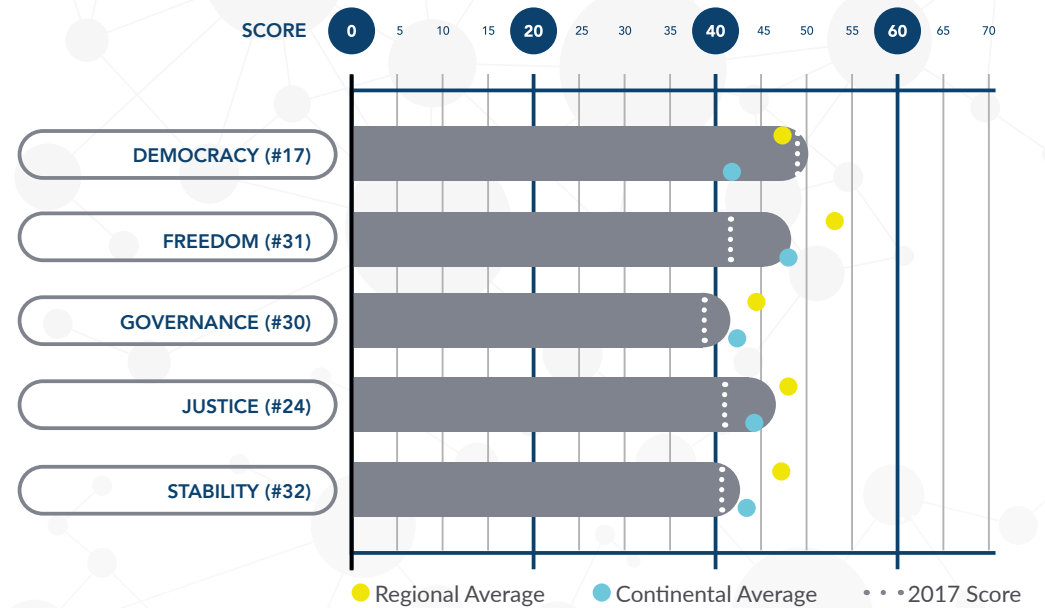
Stabilization Mission in Mali (MINUSMA). The force has not stopped ethnic violence from flaring. Government's ineffective policy toward ethnic troubles were blamed for the massacre of nearly 160 Fulani herdsmen, forcing the resignation of Prime Minister Soumeylou Maiga and his cabinet in April 2019. Former finance minister Boubou Cisse was appointed as PM by Malian President Ibrahim Keita to form a broad government to end the ethnic bloodshed.

Mali earned a two-rank rise in the Politics quadrant to 26th place. While ethnic violence has destabilised parts of the country, a strong central government is working to end the problem.

POLITICAL DATA COMMENTARY

<p>Mali data availability 93.62%</p>	<p>REGIONAL AVERAGE 87.10%</p>	<p>AFRICAN AVERAGE 82.86%</p>	<p>CONTINENTAL RANK #22</p>
	<p>Since 1990, Mali has been building democratic institutions in an effort to transition away from authoritarian rule. Despite experiencing persistent political instability, these efforts have attracted ample international attention and have also resulted in the achievement of a political data availability score of 93.62%, thus ranking 22nd continentally. This ranks above the respective regional and continental scores of 87.10% and 92.86%, thus contributing to continual efforts geared toward democratic peacebuilding.</p>		

POLITICAL SCORES & RANKINGS



POLITICAL STATISTICS

<p>NUMBER OF POLITICAL PARTIES</p> <p>13 (#19)</p>	<p>MILITARY EXP AS % OF GDP</p> <p>3% (#7)</p>	<p>REFUGEE INFLOW</p> <p>15,319 (#8)</p>	<p>NUMBER OF RIGHTS</p> <p>43 (#40)</p>
<p>DATE OF INDEPENDENCE</p> <p>22/09/1960</p>	<p>NET OFFICIAL DEVELOPMENT ASSISTANCE</p> <p>US\$ 1,209 million (#13)</p>	<p>WOMEN IN PARLIAMENT</p> <p>8.8% (#49)</p>	<p>CAPITAL PUNISHMENT</p> <p>Special Cases</p>

MALI SOCIETAL ANALYSIS



SOCIETAL OVERVIEW

Each season finds the population on the move as pastoralists of the central provinces migrate with their flocks south or across the border towards the coast. Many rural Malians remain in southern towns, resulting in an urban migration of nearly 6% of the population per year. Meanwhile, southerners depart for jobs in Cote d'Ivoire or France. Consequently, Mali is the only mainland African country with a negative net migration. About four people on average per 1,000 depart the country per year.

Economic migration alone cannot slow net population growth, which exacerbates poverty in one of Africa's poorest countries. The average Malian woman gives birth to six children, the highest rate in Africa, with most childbearing beginning when a

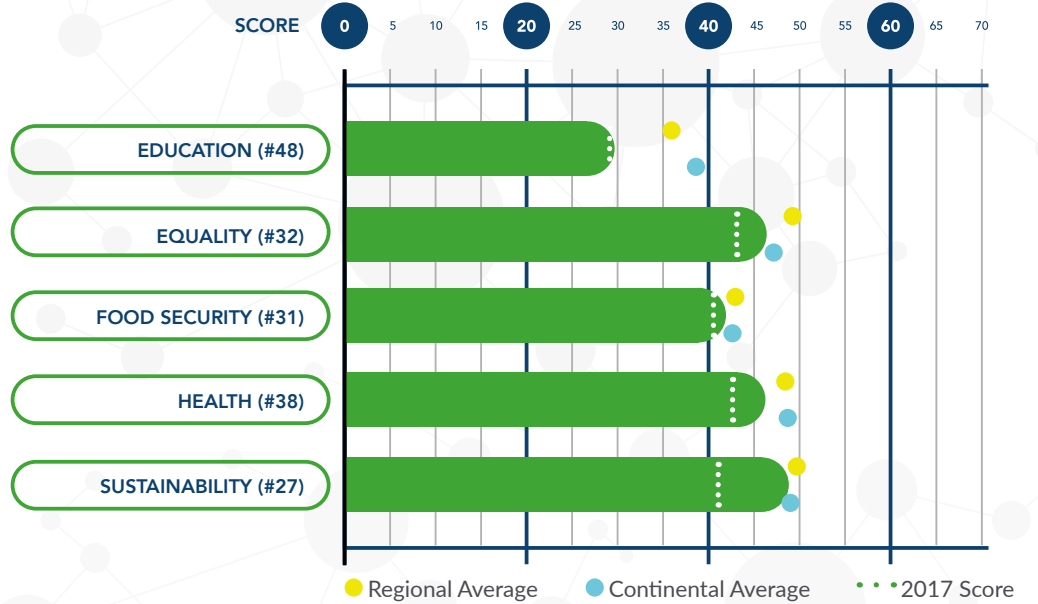
girl is a teenager. Mali has the 3rd-highest birth-rate in the world. The population growth rate of 3% per annum, which is the 8th-highest in the world, will result in Mali's population doubling by 2035. Because of inadequate healthcare, infant mortality is the 7th-highest in the world. Maternal deaths are also high. Because of poverty, one out of four Malian children is underweight, compromising their mental and physical development.

Deteriorating social welfare conditions and a renewal of severe ethnic violence account for Mali's largest quadrant rank decrease in ACBR 2019, a decline by four positions in the Society quadrant to a low 41st place.

SOCIETAL DATA COMMENTARY

<p>Mali data availability 95.92%</p>	<p>REGIONAL AVERAGE 81.63%</p>	<p>AFRICAN AVERAGE 75.28%</p>	<p>CONTINENTAL RANK #9</p>
	<p>Mali's score for societal data availability is also fairly high, currently standing at 95.92% and ranking 9th continentally. This too compares quite favourably with the respective regional and continental averages of 81.63% and 75.28%, thus reinforcing the country's generally high data availability. At present, the most reliable sources for societal indicators are UNICEF and the African Development Bank, which, in partnership with the Malian government, have managed to capture an almost complete societal data set.</p>		

SOCIETAL SCORES & RANKINGS



SOCIETAL STATISTICS

<p>POPULATION SIZE AND GROWTH RATE</p> <p>17,885,245 at 3.02% p.a (#20) (#7)</p>	<p>LIFE EXPECTANCY</p> <p>60.3 years (#34)</p>	<p>HIV PREVALENCE</p> <p>1% (#34)</p>	<p>SEXUALITY TOLERANCE</p> <p>Legal</p>
<p>ACCESS TO DRINKING WATER</p> <p>77% (#25)</p>	<p>HEALTH EXPENDITURE (% OF GDP)</p> <p>5.8% (#24)</p>	<p>PRIMARY EXPENDITURE (% OF EDU. TOTAL)</p> <p>45.13% (#21)</p>	<p>SOCIAL MEDIA PENETRATION</p> <p>7% (#35)</p>

CONTACT

IN ON AFRICA

PHONE: + (27) 11 027 4027

EMAIL: info@inonafrika.com

WEB: www.inonafrika.com

ADDRESS: 146 Beyers Naude Drive, Franklin Roosevelt Park, Johannesburg, 2195



[@inonafrika](https://twitter.com/inonafrika)



[In On Africa](https://www.facebook.com/inonafrika)



[In On Africa](https://www.linkedin.com/company/inonafrika)

This IOA publication is released to the public with the understanding that it is not intended to provide implicit legal, accounting, investment or other professional advice. The information, research and opinions provided are collated and formulated by In On Africa (IOA) from its associates' understanding and knowledge of issues dealt with, as well as from a variety of open sources. Whilst IOA believes that the information and opinions contained herein are reliable, it does not make any warranties, express or implied, and assumes no liability for reliance on or use of the information or opinions contained herein. Furthermore, IOA indemnifies itself from unforeseen errors due to certain sources being gathered from third parties.

© IN ON AFRICA (PTY) LTD 2019