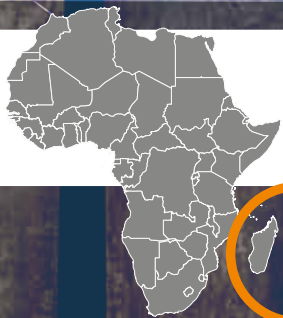


IOA — 2019 — ACBR

AFRICA COUNTRY BENCHMARK REPORT



Mauritius Profile



On track to be Africa's first country to achieve high-income status, Mauritius' wealth has grown through marketing of its tourism attractions, but primarily through progressive economic and social policies of government.





Image courtesy of Didier Baertschiger

MAURITIUS

#1

MAURITIUS



OVERVIEW ANALYSIS

Likely to be the first African country to be classified as a high-income country within the next decade, Mauritius is one of Africa's great success stories. The nation of idyllic tropical islands off Africa's east coast has achieved prosperity through population control, dedication to democratic institutions and progressive economic policies. An open economy is buttressed by competent business-friendly bureaucracy and regulations, as well as good governance. The island is successfully positioning itself as an up-scale resort destination. Mauritius' success is founded on strong adherence to rule of law and government's commitment to ensuring economic opportunity and good social services to all Mauritians. Mauritius is the highest-ranking country in ACBR 2019, retaining this number one position from ACBR 2017.

KEY OPPORTUNITIES

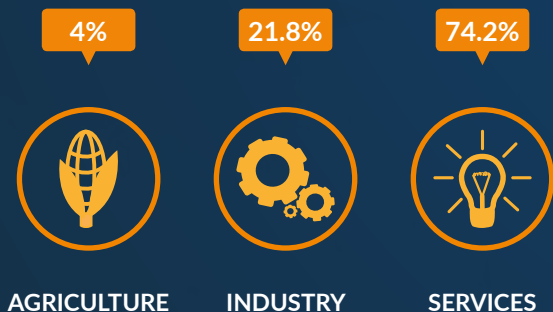
- As the economy becomes increasingly advanced, new technologies grow
- Tourists are attracted by the tropical island environment, particularly those with wealth
- As a part of economic diversification, the textile industry is expanding

KEY CONCERNS

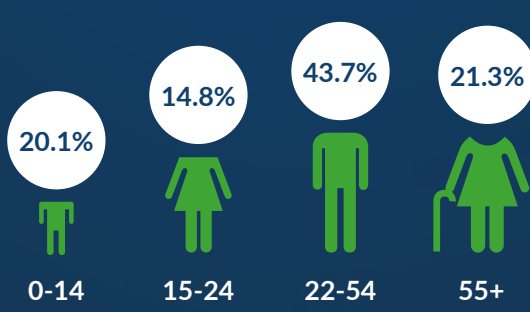
- Transportation between the African mainland is a consideration, chiefly for trade routes
- Climate change raising sea levels presents a long-term danger
- All electricity must be locally produced, and 79% is generated from fossil fuels

COUNTRY HIGHLIGHTS

PREDOMINANT RELIGION Hinduism	PREDOMINANT LANGUAGE Creole	POPULATION WITHOUT ELECTRICITY 1.8% (#6) ▼ ¹	LITERACY RATE 92.7% (#3) ▲ ²	PRIMARY ELECTRICITY SOURCE Oil
IMPORT/EXPORT Machines/ Textiles	EXTERNAL DEBT US\$ 14.670 billion (#12) ▲ ²	ACTIVE CONFLICT No	LAND SIZE 2,040 km ² (#52)	INTERNET PENETRATION 53.2% (#4) ▬



CONTRIBUTIONS TO GDP BY SECTOR



POPULATION AGE BREAKDOWN

Term:
23/03/2018 - present
5 years (no term limit)

Political Party:
Militant Socialist Movement

Recent Electoral Information:
12/10/2014
N/A
N/A
Voter turnout: N/A



Acting President
Parmasivum Pillay
Vyapoory

NATIONAL GOVERNANCE

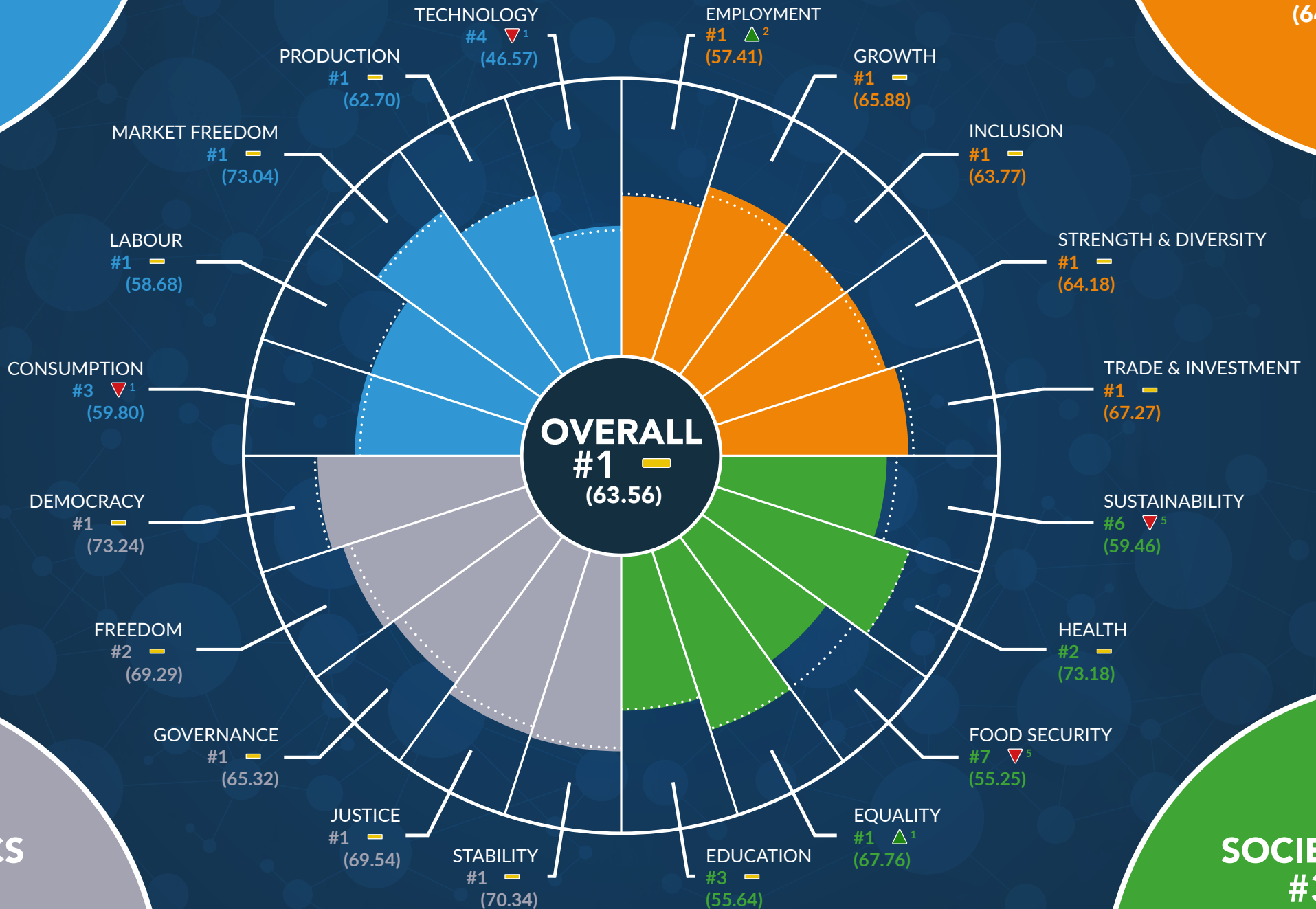
BUSINESS

▲ #1
(60.16)

MAURITIUS PERFORMANCE OVERVIEW

ECONOMICS

#1 ▬
(64.22)



▲ Increase from 2017

▼ Decrease from 2017

▬ No change

..... 2017 Score

POLITICS

▬ #1
(69.55)

SOCIETY

#3 ▼
(60.30)

MAURITIUS BUSINESS ANALYSIS



BUSINESS OVERVIEW

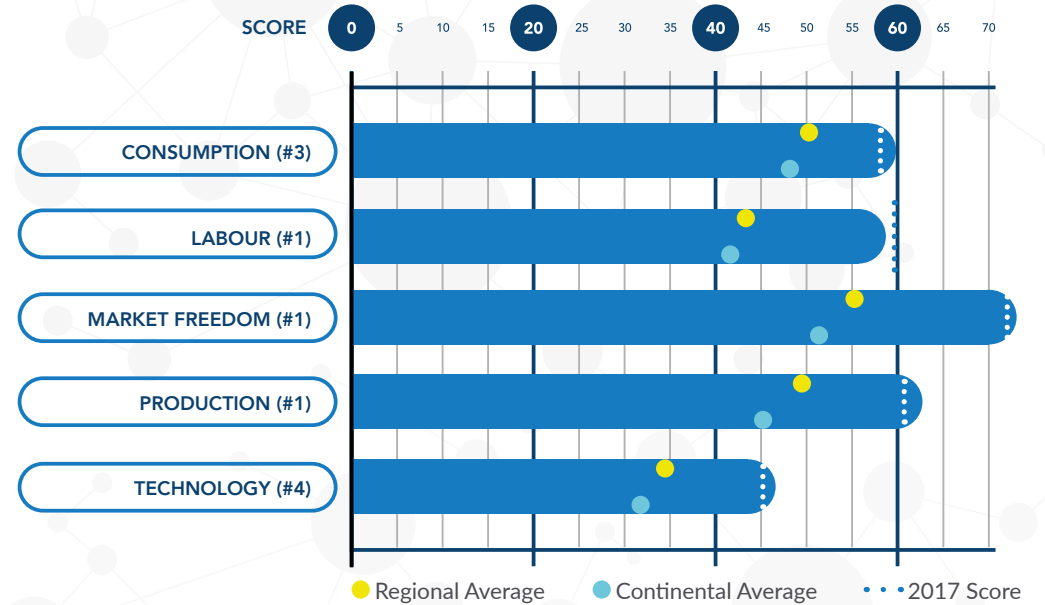
Mauritius is cultivating a business-friendly environment, boosted by high economic freedom, and is seeking investors who engage in innovative endeavours, like deep-sea mineral exploration off the coasts. Mauritius has been a continental leader in economic diversification for many years. This was first engendered to avoid the economic shock of fluctuating world commodity prices, which affected sugar in Mauritius's case. The country has successfully broadened their economy by growing tourism, information and communications technology services and their financial sector. Considerable foreign investment has been directed into resorts that are among the world's finest and that cater to upper-echelon tourists. Mauritius ranks first among all Sub-Saharan African countries in surveys for ease of doing

business and for business-friendly policies. These include legal protections and a tax regimen that is not burdensome in terms of process or profits taxed. Textiles dominate the manufacturing sector. Services contribute nearly two-thirds of GDP (62%), while industry comprises 30% and agriculture adds 8%. Mauritius exports their textiles to the US under the African Growth and Opportunity Act. Renewable energy is a growth industry because the islands must import all petroleum products that are used to generate electricity. Of the 44% of the islands' land devoted to agriculture, 90% is for growing sugar, which accounts for 15% of export earnings. With business opportunities growing in tandem with a rising economy, Mauritius gained one position in the Business quadrant, rising from 2nd place in 2017 to the number one rank.

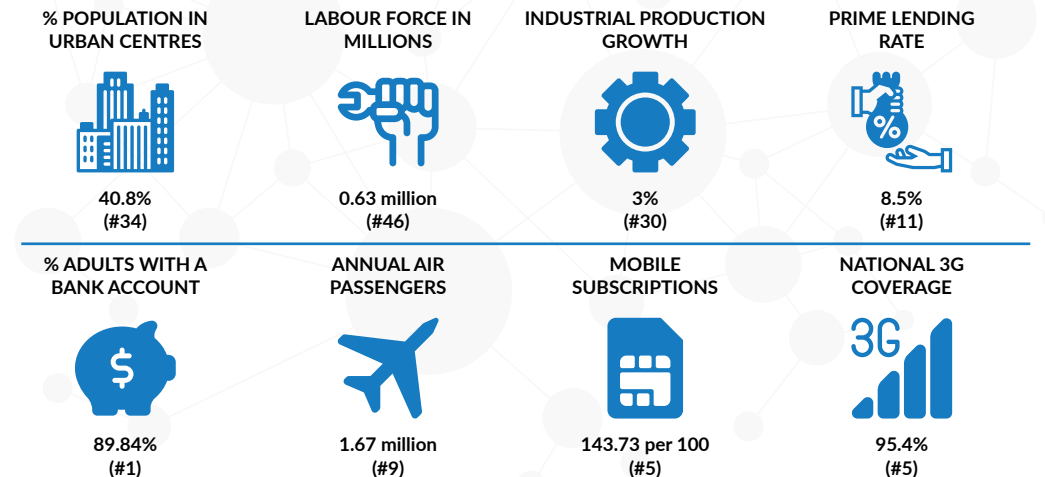
BUSINESS DATA COMMENTARY

<p>Mauritius data availability 94.51%</p>	<p>REGIONAL AVERAGE 87.41%</p>	<p>AFRICAN AVERAGE 77.78%</p>	<p>CONTINENTAL RANK #20</p>
	<p>The highest of all quadrants, Mauritius currently scores a high 94.51% for business data availability, thus ranking 20th continentally. This compares quite favourably with both the regional average for Southern Africa, which currently stands at 87.41%, as well as the continental average of 77.78%. One of the financial and commercial hubs of sub-Saharan Africa, Mauritius is globally renowned for its business-friendly policies and is a major attractor of FDI, thus resulting in extensive business coverage.</p>		

BUSINESS SCORES & RANKINGS



BUSINESS STATISTICS



MAURITIUS ECONOMIC ANALYSIS



ECONOMIC OVERVIEW

The financial sector is an important part of the economy. Government has positioned the country as an offshore financial centre, enabled by today's instantaneous electronic communications. Chinese, Indian and South African investors are some of those who receive services from this sector. Investment in the banking sector has surpassed US\$ 1 billion. Financial institutions will have more domestic customers as wealthy individuals build second homes on the islands. Construction is one of the country's thriving sectors and employs 30% of the workforce compared to the 4% who work in agriculture.

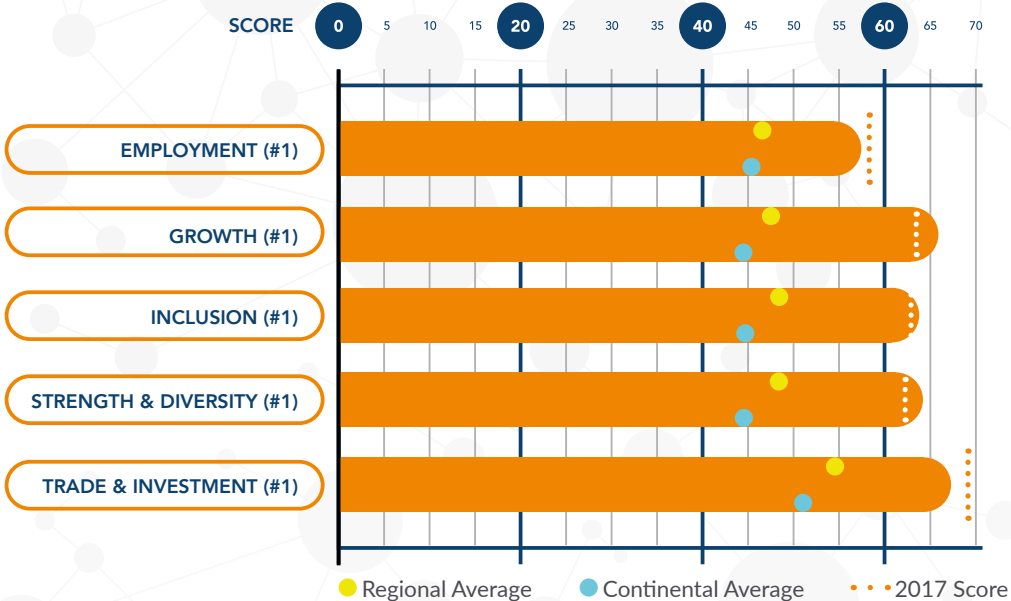
Industrial activity is sugar milling and textiles. Mauritius possesses one of the world's largest Exclusive Economic Zones

extending from the islands outwards into the ocean, with all mineral and fishing rights included. This oceanic zone is key to continuing Mauritius's impressive economic growth, and explorations may find offshore deposits of minerals and petroleum. Seafood is an important export, particularly shellfish. Because the country has no mineral resources other than arable land and fish, there is no mining sector. GDP growth has been consistent for years, usually in the 3.5% range; although, Mauritius achieved 4% in 2017 and 4.4% in 2018. A larger percentage of Mauritians use the internet (53.2%) than any other population in Africa. Strong investment leading to expanding economic sectors accounted for Mauritius remaining Africa's best performer in the Economics quadrant, holding their 2017 position of 1st place.

ECONOMIC DATA COMMENTARY

<p>Mauritius data availability 90.6%</p>	<p>REGIONAL AVERAGE 87.18%</p>	<p>AFRICAN AVERAGE 77.78%</p>	<p>CONTINENTAL RANK #23</p>
	<p>Despite already boasting one of the highest GDPs in Africa, Mauritius is intent on further expanding and diversifying its economic base. Consequently, emphasis placed on economic data collection has resulted in an economic data availability score of 90.60%, thus ranking 23rd continentally. This too compares favourably with the respective regional and continental averages of 87.18% and 77.78%, although improvement is required in order to facilitate further growth and development.</p>		

ECONOMIC SCORES & RANKINGS



ECONOMIC STATISTICS

<p>GDP PER CAPITA</p> <p>US\$ 21,600 (#3)</p>	<p>UNEMPLOYMENT RATE</p> <p>7.2% (#31)</p>	<p>TRADE BLOC MEMBERSHIP</p> <p>AFTZ, COMESA, SADC</p>	<p>INFLATION RATE</p> <p>4.2% (#24)</p>
<p>GDP AT PPP</p> <p>US\$ 27.5 billion (#30)</p>	<p>CURRENCY AND GOLD RESERVES</p> <p>US\$ 5.07 billion (#12)</p>	<p>FDI NET INFLOWS</p> <p>US\$ 349 million (#30)</p>	<p>BUDGET SURPLUS (+) OR DEFICIT (-)</p> <p>-3.5% (#20)</p>

MAURITIUS POLITICAL ANALYSIS



POLITICAL OVERVIEW

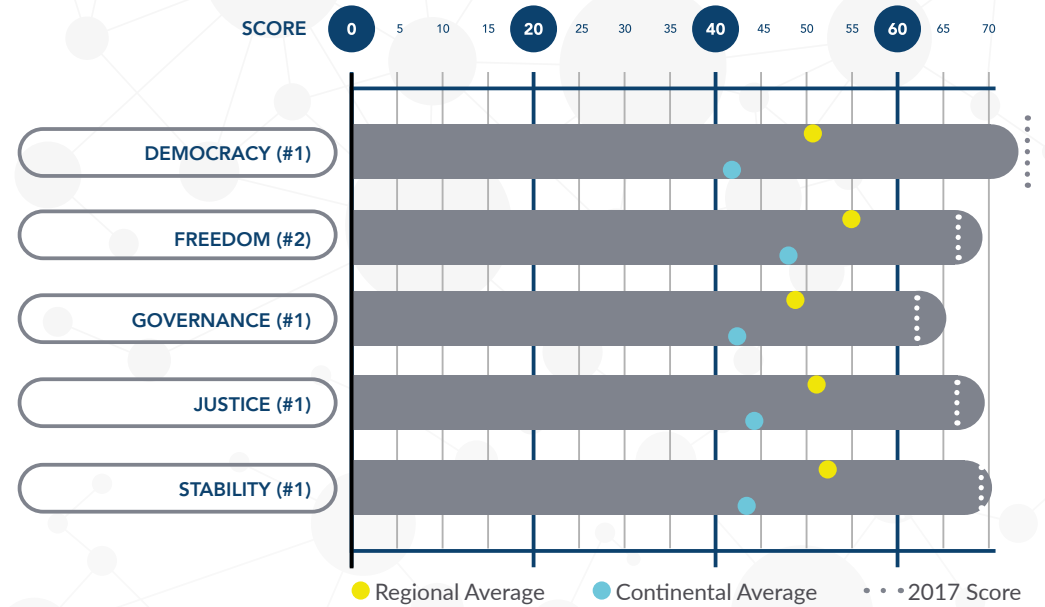
Mauritius enjoys a stable democratic government installed by regular free elections. Concerns of a 'dynastic government', even in appearance, were widespread in 2017 when Former Prime Minister Anerood Jugnauth resigned and the country's President Ameenah Gurib-Fakim appointed Jugnauth's son, Minister of Finance Pravind Jugnauth, as the new prime minister. While not illegal, the transfer of power was considered unusual and more reflective of Africa's despots who acquired power from their fathers. Minister of Financial Services, Good Governance and Institutional Reforms Roshi Bhadain resigned in protest. Ultimately, the Mauritian people will decide the leadership issue in national elections to be held late in 2019 or early 2020. President Gurib-Fakim resigned in March 2018, following a credit

card scandal, handing leadership over to the current Acting President Paramasivum Vyapoory. The Assemblée Nationale has 70 members, 62 of whom are elected by Mauritian constituencies by majority vote. To ensure that all communities are represented in the legislature, the Electoral Supervisory Commission selects the final 8 members of parliament from unrepresented religious groups or ethnic minorities. The alliance of parties or single political party that wins the majority of parliamentary seats forms a government, with the alliance or party leader becoming the prime minister. The party or alliance that garners the 2nd-highest number of votes becomes the official opposition. The political stability and democratic governance of Mauritius ensured that the country held onto their ranking of 1st place in the Politics quadrant.

POLITICAL DATA COMMENTARY

<p>Mauritius data availability 82.27%</p>	REGIONAL AVERAGE 88.82%	AFRICAN AVERAGE 82.86%	CONTINENTAL RANK #30
	The lowest of all quadrants, Mauritius currently scores 82.27% for political data availability, thus ranking 30 th continentally. Unlike the previous quadrants, this falls below the respective regional and continental averages of 88.82% and 82.86%, thus requiring further improvement. One of the factors currently impeding heightened political transparency is the corrupt and oligarchic influence of ruling families and elites, which often serve to undercut more extensive efforts at political representation.		

POLITICAL SCORES & RANKINGS



POLITICAL STATISTICS

NUMBER OF POLITICAL PARTIES <p>8 (#33)</p>	MILITARY EXP AS % OF GDP <p>0.2% (#43)</p>	REFUGEE INFLOW <p>N/A (#N/A)</p>	NUMBER OF RIGHTS <p>36 (#44)</p>
DATE OF INDEPENDENCE <p>03/12/1968</p>	NET OFFICIAL DEVELOPMENT ASSISTANCE <p>US\$ 42 million (#51)</p>	WOMEN IN PARLIAMENT <p>11.6% (#41)</p>	CAPITAL PUNISHMENT <p>Abolished</p>

MAURITIUS SOCIETAL ANALYSIS



SOCIETAL OVERVIEW

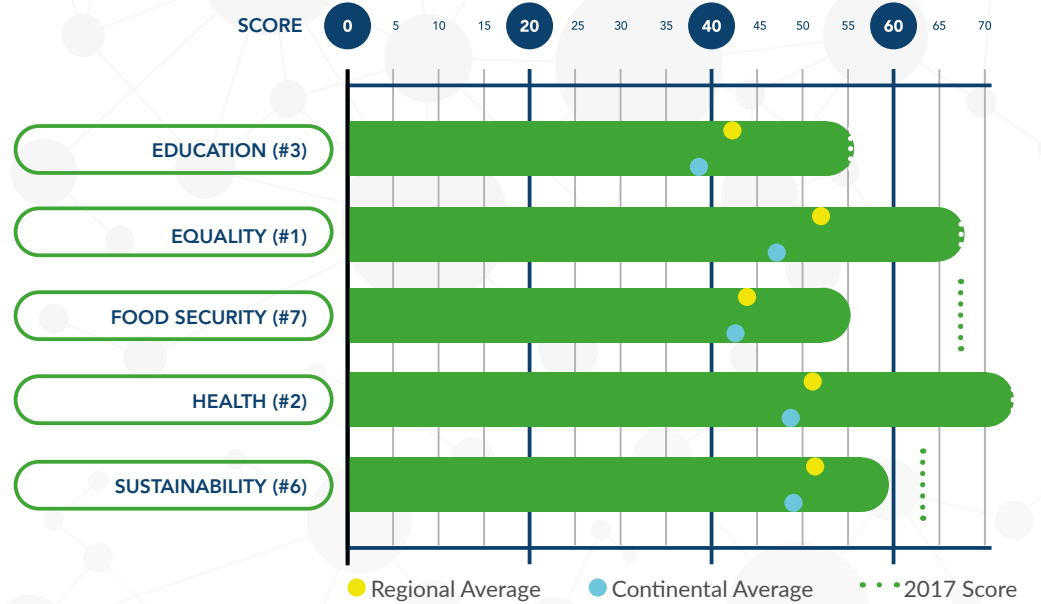
Mauritians are Africa's least impoverished people, with only 8% living below the poverty line. A contributor to the country's economic success is a post-independence history of trimming population growth. Education was a prime factor that decreased birthing averages of 6.2 children per woman in 1963 to 3.2 in 1972 and down further to 1.74 in 2018. Girls were in the classroom instead of marrying and having children early, and a more literate population learned family planning. The environmental calamity of overpopulation has been avoided, and standards of living have been raised. The new environmental threat is climate change, which is raising sea levels that may possibly inundate the islands. Unemployment is low, and government seeks inclusionary economic growth. Since 2007, government has

sent young Mauritians abroad for skills training and, after graduation, provides incentives to start their own businesses in the country. Creole is the prominent language spoken by 86% of Mauritians, although English and French are the official languages. With literacy at 91%, education levels are so high that Mauritius is the only African country where the average time students spend in school extends beyond secondary education and into tertiary education. Mauritius has Sub-Saharan Africa's longest life expectancy, the result of superior healthcare and family planning, which stands at an average of 76 years. Falling two ranks from the number one placement in 2017 to 3rd place currently, Mauritius recorded their only position decline in the Society quadrant. The drop is due to higher scores achieved by other countries rather than deterioration.

SOCIETAL DATA COMMENTARY

<p>Mauritius data availability 86.73%</p>	<p>REGIONAL AVERAGE 84.54%</p>	<p>AFRICAN AVERAGE 75.28%</p>	<p>CONTINENTAL RANK #25</p>
	<p>Despite boasting one of the most successful economies in Africa, Mauritius is nonetheless plagued by multiple development challenges, including the attainment of improved poverty reduction and inclusive growth. Currently, this is hampered by the existing societal data availability score of 86.73%, thus ranking 25th continentally. Despite comparing favourably with the respective regional and continental averages of 84.54% and 75.28%, further improvements are needed.</p>		

SOCIETAL SCORES & RANKINGS



SOCIETAL STATISTICS

<p>POPULATION SIZE AND GROWTH RATE</p> <p>1,356,388 at 0.59% p.a (#48)</p>	<p>LIFE EXPECTANCY</p> <p>75.8 years (#4)</p>	<p>HIV PREVALENCE</p> <p>N/A (#N/A)</p>	<p>SEXUALITY TOLERANCE</p> <p>Illegal</p>
<p>ACCESS TO DRINKING WATER</p> <p>99.9% (#1)</p>	<p>HEALTH EXPENDITURE (% OF GDP)</p> <p>5.54% (#25)</p>	<p>PRIMARY EXPENDITURE (% OF EDU. TOTAL)</p> <p>23.83% (#39)</p>	<p>SOCIAL MEDIA PENETRATION</p> <p>56% (#2)</p>

CONTACT

IN ON AFRICA

PHONE: + (27) 11 027 4027

EMAIL: info@inonafrika.com

WEB: www.inonafrika.com

ADDRESS: 146 Beyers Naude Drive, Franklin Roosevelt Park, Johannesburg, 2195

 [@inonafrika](https://twitter.com/inonafrika)  [In On Africa](https://www.facebook.com/inonafrika)  [In On Africa](https://www.linkedin.com/company/inonafrika)

This IOA publication is released to the public with the understanding that it is not intended to provide implicit legal, accounting, investment or other professional advice. The information, research and opinions provided are collated and formulated by In On Africa (IOA) from its associates' understanding and knowledge of issues dealt with, as well as from a variety of open sources. Whilst IOA believes that the information and opinions contained herein are reliable, it does not make any warranties, express or implied, and assumes no liability for reliance on or use of the information or opinions contained herein. Furthermore, IOA indemnifies itself from unforeseen errors due to certain sources being gathered from third parties.

© IN ON AFRICA (PTY) LTD 2019